APPENDIX A

FINANCIAL OVERVIEW AS AT MARCH 2016

Surrey & Sussex Policing Together

INCOME AND EXPENDITURE

	YEAR TO DATE			
	ACT	BUD	VAR	VAR
	£ 000	£ 000	£ 000	£ 000
PCC TOTAL	**1,997**	**2,129**	**(132)**	**(132)**

BUSINESS UNIT VARIANCES

	YEAR TO DATE			
	ACT	BUD	VAR	VAR
	£ 000	£ 000	£ 000	£ 000
North Division	21,769	23,065	(1,296)	(1,296)
East Division	25,191	26,385	(1,194)	(1,194)
West Division	27,685	29,067	(1,382)	(1,382)
Specialist Crime Non Collab	21,172	21,517	(345)	(345)
Specialist Crime	7,805	8,484	(678)	(678)
Operations	14,536	15,245	(709)	(709)
Operations Non Collab	1,572	794	778	778
Criminal Justice	11,522	10,824	698	698
Probationers	2,957	3,130	(172)	(172)
Contact Management	14,707	14,606	101	101
Sub Total	**148,917**	**153,116**	**(4,200)**	**(4,200)**
ACPO	1,592	1,350	242	242
DCC	3,891	4,339	(448)	(448)
PSD	2,513	2,529	(16)	(16)
Diversity	204	218	(14)	(14)
Strategic Planning	130	160	(30)	(30)
Force Improvement	2,405	2,473	(68)	(68)
Sub Total	**10,736**	**11,069**	**(333)**	**(333)**
SBS	1,445	1,562	(117)	(117)
ICT	11,655	10,518	1,137	1,137
F & S Non Collab	13,576	12,250	1,326	1,326
F & S	690	718	(28)	(28)
Fed	187	196	(9)	(9)
HR	8,653	8,924	(270)	(270)
Sub Total	**36,206**	**34,168**	**2,038**	**2,038**
Corporate	7,671	5,198	2,472	2,472
BUSINESS UNIT TOTAL	**203,530**	**203,552**	**(22)**	**(22)**

COST TYPE VARIANCES

	YEAR TO DATE			
	ACT	BUD	VAR	VAR
	£ 000	£ 000	£ 000	£ 000
Police Payroll	97,642	100,929	(3,286)	(3,286)
Police Overtime	5,607	3,819	1,788	1,788
Staff Payroll	63,785	66,789	(3,003)	(3,003)
Staff Overtime	1,465	1,347	118	118
Agency	1,982	512	1,470	1,470
Training	1,287	1,166	120	120
Other Payroll Costs	4,515	3,165	1,350	1,350
Sub Total	176,284	177,727	(1,443)	(1,443)
Premises	8,461	7,972	489	489
Transport	4,663	5,608	(945)	(945)
Supplies & Services	26,422	25,388	1,034	1,034
Financing	2,110	704	1,406	1,406
Sub Total	41,656	39,672	1,984	1,984
Income	(9,000)	(8,390)	(609)	(609)
Grants	(3,413)	(3,328)	(85)	(85)
Sub Total	(12,413)	(11,718)	(695)	(695)

INCOME AND EXPENDITURE

BUSINESS UNIT VARIANCES

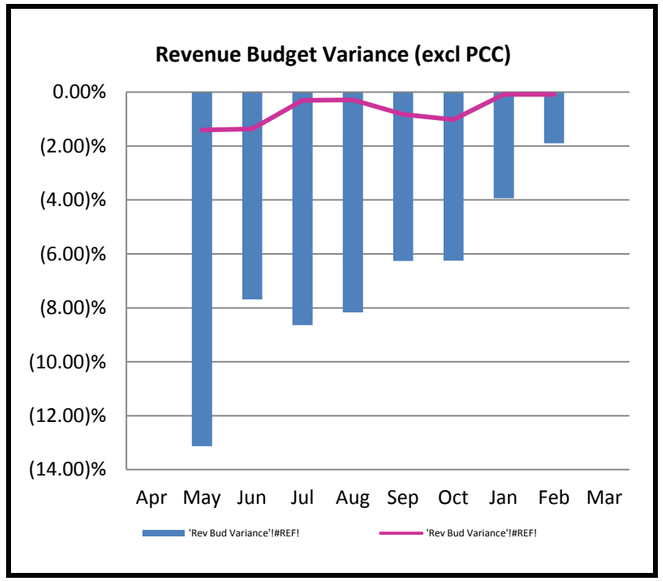

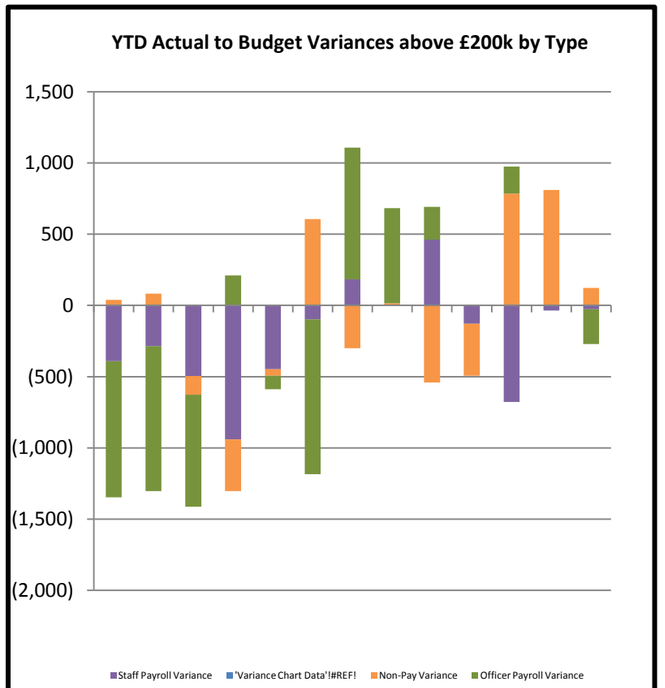

CAPITAL EXPENDITURE

	£ 000
Approved 15/16 Capital Budget	12,861
In year Capital Bids/Adjustments	820
Unallocated	168
Total	**13,849**
Spend to date	6,818
Ordered	1,531
Un committed	5,500
Total	**13,849**
Financing	
Grant	1,211
Other funding	5,196
Capital Receipts	7,442
Total	**13,849**

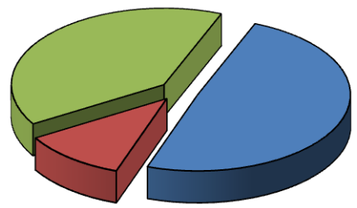

MRP	12/13	13/14	14/15	15/16
£'000	719	706	712	701

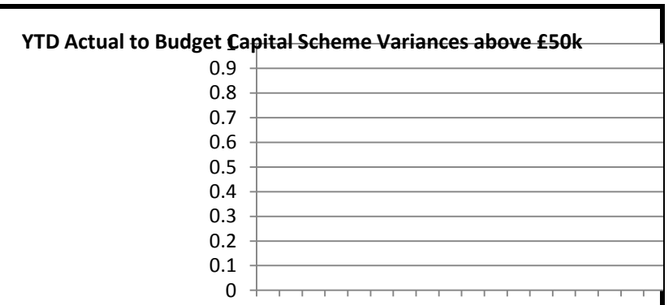

FORCE TOTAL	205,527	205,681	(154)	(154)

Surrey & Sussex
Policing Together

BALANCE SHEET

	31/03/15	31/3/16
	£ 000	£ 000
Police Staff Pension Reserve	1,080	0
Insurance Reserve	3,632	3,306
Ill Health Reserve	2,011	2,260
Chief Constable Operational Reserve	1,000	571
General Balances	12,900	11,490
Operation Heather	1,300	516
Training Reserve	0	819
Estate Maintenance Reserve	0	500
TOTAL	**21,923**	**19,462**

ACCOUNTS PAYABLE

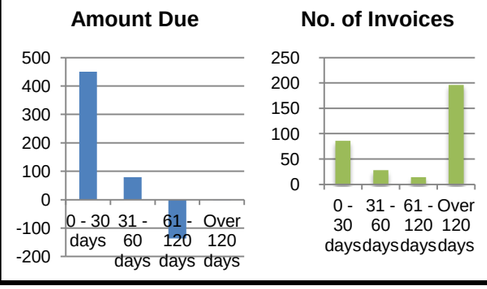

OFFICER OVERTIME

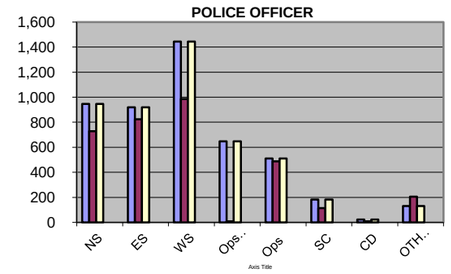

CASH FLOW

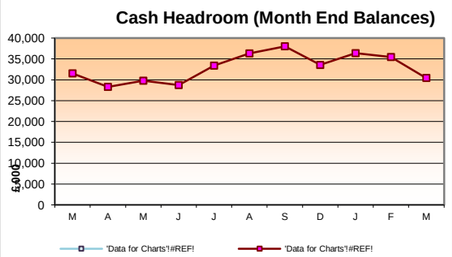

ACCOUNTS RECEIVABLE

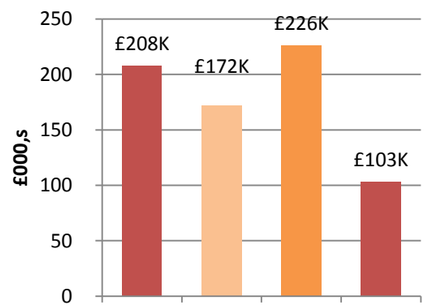

STAFF OVERTIME

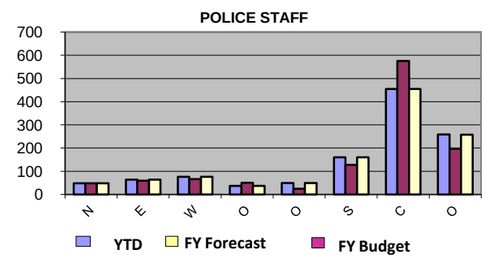

YTD BUD	Adj-16 REV 15/16		YEAR FOR	Adj-16 FOR 15/16		
ACT	BUD	VAR	BUD	F/C	VAR	
21,769	23,065	(1,296)	23,065	21,769	(1,296)	0
25,191	26,385	(1,194)	26,385	25,191	(1,194)	0
27,685	29,067	(1,382)	29,067	27,685	(1,382)	0
21,172	21,517	(345)	21,517	21,172	(345)	0
7,805	8,484	(678)	8,484	7,805	(678)	0
14,536	15,245	(709)	15,245	14,536	(709)	0
1,572	794	778	794	1,572	778	0
11,522	10,824	698	10,824	11,522	698	
2,957	3,130	(172)	3,130	2,957	(172)	
14,707	14,606	101	14,606	14,707	101	0
148,917	153,116	(4,200)	153,116	148,917	(4,200)	0
						0
1,592	1,350	242	1,350	1,592	242	0
3,891	4,339	(448)	4,339	3,891	(448)	0
2,513	2,529	(16)	2,529	2,513	(16)	0
204	218	(14)	218	204	(14)	0
130	160	(30)	160	130	(30)	0
2,405	2,473	(68)	2,473	2,405	(68)	
10,736	11,069	(333)	11,069	10,736	(333)	0
						0
1,445	1,562	(117)	1,562	1,445	(117)	0
11,655	10,518	1,137	10,518	11,655	1,137	0
13,576	12,250	1,326	12,250	13,576	1,326	0
690	718	(28)	718	690	(28)	
187	196	(9)	196	187	(9)	
8,653	8,924	(270)	8,924	8,653	(270)	
36,206	34,168	2,038	34,168	36,206	2,038	0
						0
7,671	5,198	2,472	5,198	7,671	2,472	0
1,997	2,129	(132)	2,129	1,997	(132)	
9,668	7,327	2,341	7,327	9,668	2,341	0
205,527	**205,681**	**(154)**	**205,681**	**205,527**	**(154)**	

205,527	205,681	(154)	205,681	205,527	(154)	
205,527	205,681	(154)	#REF!	#REF!	(154)	0
0	0	(0)	#REF!	#REF!	(0)	0

REV 15/16

11001,11	11001,11	11101,11701,11102,:	13101,13	13101,13	13103,13210,13701,1	13900,13	20000,30	20000,30	40000,50000,80000,90000,~81601,~99906,~99932		
POL Act	POL Bud	Officer Payroll Vari	Staff Act	Staff Buc	Staff Payroll Varian	Agency &	Other Ac	Other Bu	Non-Pay Variance	Total Var	Variance >200k
17,786	18,742	(956)	3,198	3,589	(391)	15	770	731	38	(1,296)	(1,296)
19,857	20,877	(1,020)	4,411	4,695	(285)	30	892	810	82	(1,194)	(1,194)
22,136	22,923	(786)	4,704	5,200	(496)	33	811	943	(131)	(1,382)	(1,382)
10,748	10,536	211	6,286	7,227	(941)	756	3,382	3,745	(363)	(345)	(345)
2,426	2,520	(95)	3,574	4,021	(448)	40	1,766	1,813	(47)	(678)	(678)
10,524	11,611	(1,087)	2,193	2,290	(97)	11	1,808	1,203	606	(709)	(709)
1,146	222	924	1,229	1,045	184	2	(805)	(506)	(300)	778	778
4,186	3,520	667	5,767	5,765	1	21	1,549	1,534	14	698	698
1,017	788	230	780	317	463	576	(781)	(241)	(540)	242	242
7	0	7	3,810	3,938	(128)	41	34	399	(366)	(448)	(448)
191	0	191	2,443	3,120	(677)	894	8,127	7,342	785	1,137	1,137
0	0	0	2,814	2,849	(35)	1,044	9,718	8,908	810	1,326	1,326
5,224	5,468	(244)	3,288	3,315	(27)	1,219	(1,078)	(1,200)	123	(270)	(270)
1,735	1,000	735	2,951	1,938	1,013	2,021	964	344	620	2,472	2,472
103,250	**104,748**	**(1,498)**	**64,417**	**67,229**	**(2,812)**	**7,716**	**28,147**	**26,784**	**1,362**	**(22)**	**331**
103,250	104,748	(1,498)	64,417	67,229	(2,812)	7,716	28,147	26,784	1,362	(22)	
0	0		833	907	(74)	67	1,096	1,170	(73)	(132)	
103,250	104,748	(1,498)	65,250	68,136	(2,885)	7,784	29,243	27,954	1,289	(154)	
103,250	104,748	(1,498)	65,250	68,136	(2,885)	7,784	29,243	27,954	1,289	**(154)**	**This one should check back to B1**
											ytd
0	0		0	0		0	0	0			

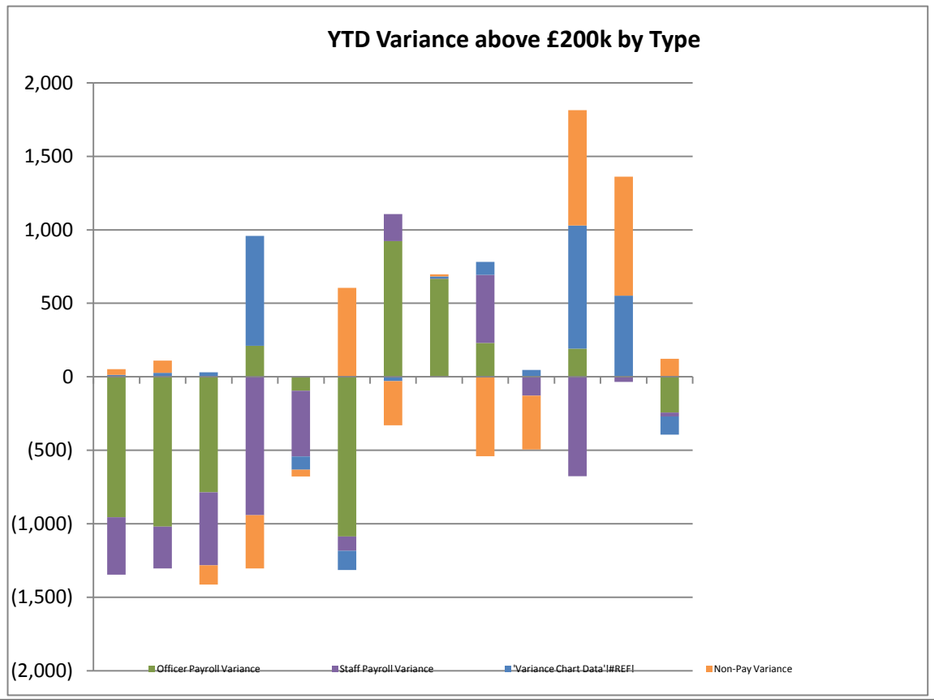
YTD Variance above £200k by Type
2,000
1,500
1,000
500
0
(500)
(1,000)
(1,500)
(2,000)
Officer Payroll Variance
Staff Payroll Variance
'Variance Chart Data'!#REF!
Non-Pay Variance

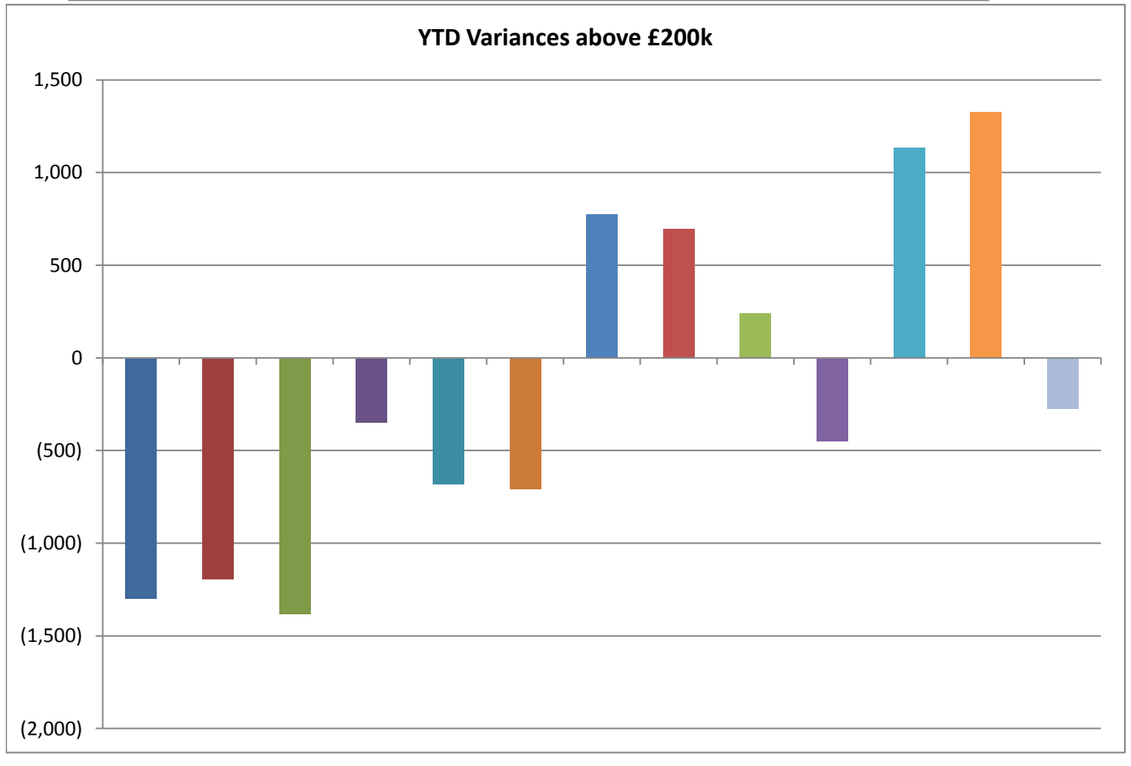
YTD Variances above £200k
1,500
1,000
500
0
(500)
(1,000)
(1,500)
(2,000)

M	A	M	J	J	A	S	D	J	F	M
31,544	28,307	29,786	28,742	33,400	36,336	38,045	33,562	36,393	35,469	30,443

Police Officer Overtime

	NS	ES	WS	Ops NC	Ops	SC	CD	OTHER	THIS	B1	CORP		C7	
ACT	947	918	1,443	648	510	182	23	130	#REF!	5607	0	#REF!	5,607	#REF!
FY BUD	728	824	984	9	488	113	7	206	#REF!	3819	0	#REF!	3,819	#REF!
FY F/C	947	918	1,443	648	510	182	23	130	#REF!	5607	0	#REF!	5,607	#REF!

	NS	ES	WS	Ops NC	Ops	SC	CD	OTHER						
ACT	48	64	77	38	49	160	455	259	#REF!	1465	0	#REF!	1,465	#REF!
FY BUD	48	59	66	51	25	128	576	197	#REF!	1347	0	#REF!	1347	#REF!
FY F/C	48	64	77	38	49	160	455	257	#REF!	1465	0	#REF!	1464.83968	#REF!

6818
1531
5500
0

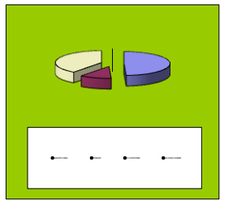

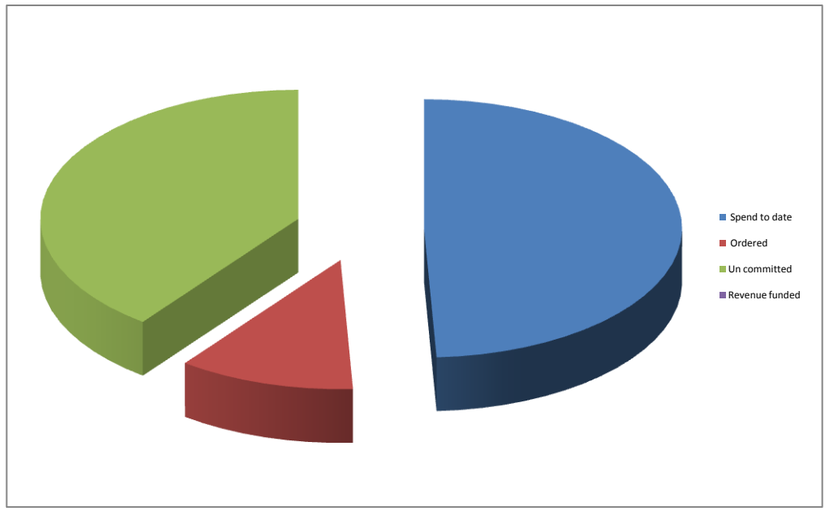

OT Vs Pay			Actual	Forecast
Police Payroll + Other Staff Costs:			-	-
Police Overtime:			-	-
			#DIV/0!	#DIV/0!
Staff Payroll:			-	-
Staff Overtime:			-	-
			#DIV/0!	#DIV/0!
		Match C7 ?	#DIV/0!	#DIV/0!
			#DIV/0!	#DIV/0!

0.00%

CURRENT	
208040.48	208
171980.75	172
226332.85	226
103388.29	103
709,742	710
501,702	502

Amount	0-30	31-60	61-90	91-120	120+
390,996.01	449,897.99	79,397.64	-137,244.69	397.63	-1,452.56
324	86	28	7	7	196

	30	60	120	120+	
	0 - 30 days	**31 - 60 days**	**61 -120 days**	**Over 120 days**	
Amount Due	449.9	79.4	136.8	1.5	391.0
No. of Invoices	86	28	14	196	324.0
	115%	20%	-35%	0%	
	27%	9%	4%	60%	

2015-2016	11
10	62

	Reference	
10,093.00	Current Year	
2,458.00	Prior Year	
12,551.00		
6,818	Actual Spend	k
1,531	O/S	n
3,057	FORMULA	auto
1,145	Rev Cont	G
12,551.00		
1,195	Grant	
561.00	Innovation	
34	Capital Receipts, House Sales	
12,600		
-	Underspend	
- 1,839	Internal Borrowing / (Surplus c/f)	
12,551.00	Total	

TRUE

1,415,734

Surrey & Sussex
Policing Together

Chief Officer	Prior Year Re-Phasing C/f	Current Year Budget 2015/16	Total 15-16 Budget	Rev Cont / Special Grants	Profiled Budget Apr-15-Mar-16	ctual Spend YT Apr-15-Mar-16	O/S Orders	ctual Spe YTD plus O/S Order	al of Ye Forecas -16-Mar-16	Full Year Forecast	Forecast to Budget Variance	Scheme Slippage into 2016/17 (tbc)	% Spend	RAG
CIO	0	200,000	200,000	44,308	244,308	129,891	**130,920**	260,811	**0**	**129,891**	**(114,417)**	**0**	68.05	
CIO	0	75,000	75,000		75,000	0	**0**	0	**0**	**0**	**(75,000)**	**(75,000)**	0.00	
CIO	0	57,000	57,000		57,000	0	**0**	0	**0**	**0**	**(57,000)**	**(57,000)**	0.00	
CIO	207,500	0	207,500		207,500	49,697	**0**	49,697	**0**	**49,697**	**(157,803)**	**(157,803)**	23.95	
CIO	152,525	0	152,525	70,777	223,302	14,700	**0**	14,700	**0**	**14,700**	**(208,602)**	**(208,602)**	6.58	
CIO	113,000	338,000	451,000		451,000	2,695	**5,930**	8,625	**0**	**2,695**	**(448,305)**	**(448,305)**	0.60	
CIO	23,000	158,000	181,000		181,000	54,528	**0**	54,528	**0**	**54,528**	**(126,472)**	**(126,472)**	30.13	
CIO	0	68,000	68,000		68,000	0	**0**	0	**0**	**0**	**(68,000)**	**(68,000)**	0.00	
CIO	0	225,000	225,000		225,000	0	**0**	0	**0**	**0**	**(225,000)**	**(225,000)**	0.00	
CIO	0	181,000	181,000		181,000	42,741	**0**	42,741	**0**	**42,741**	**(138,259)**	**(138,259)**	23.61	
CIO	0	723,000	723,000		723,000	144,306	**0**	144,306	**0**	**144,306**	**(578,694)**	**(578,694)**	19.96	
DCC	(47,845)	2,235,000	2,187,155	40,887	2,228,042	2,502,208	**71,234**	#######	**0**	**2,502,208**	**274,166**	**274,166**	112.31	
DCC	158,434	470,000	628,434		628,434	134,358	**5,813**	140,171	**0**	**134,358**	**(494,076)**	**(494,076)**	21.38	
DCC	0	450,000	450,000		450,000	0	**55,000**	55,000	**0**	**0**	**(450,000)**	**(450,000)**	0.00	
DCC	0	640,000	640,000		640,000	436,151	**69,413**	505,564	**0**	**436,151**	**(203,849)**	**(203,849)**	68.15	July
DCC	0	176,000	176,000		176,000	0	**0**	0	**0**	**0**	**(176,000)**	**(176,000)**	0.00	July
ACC LP	16,686	556,000	572,686	713,983	1,286,669	637,411	**366,452**	#######	**0**	**637,411**	**(649,258)**	**(649,258)**	49.54	
ACC LP	553,716	(5,069)	548,647	42,000	590,647	478,673	**11,554**	490,227	**0**	**478,673**	**(111,974)**	**(27,000)**	81.04	
ACC LP	98,000	0	98,000		98,000	0	**0**	0	**0**	**0**	**(98,000)**	**(98,000)**	0.00	
ACC LP	711,457	(156,145)	555,312		555,312	450,552	**45,023**	495,575	**0**	**450,552**	**(104,760)**	**(104,760)**	81.13	
ACC LP	0	188,000	188,000	50,000	238,000	8,136	**0**	8,136	**0**	**8,136**	**(229,864)**	**(229,864)**	3.42	

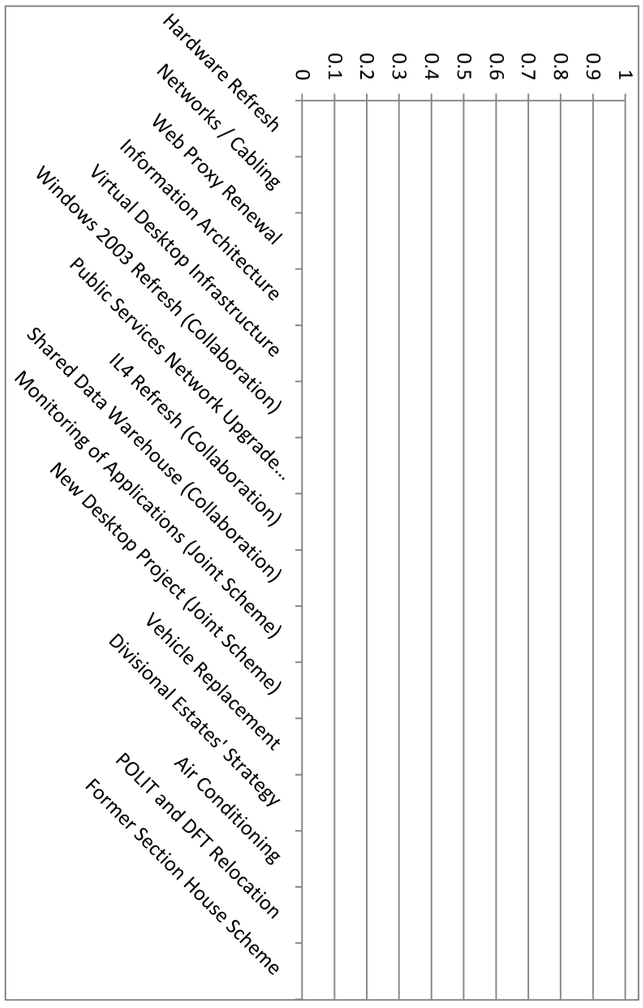
1
0.9
0.8
0.7
0.6
0.5
0.4
0.3
0.2
0.1
0
Hardware Refresh
Networks / Cabling
Web Proxy Renewal
Information Architecture
Virtual Desktop Infrastructure
Windows 2003 Refresh (Collaboration)
Public Services Network Upgrade...
IL4 Refresh (Collaboration)
Shared Data Warehouse (Collaboration)
Monitoring of Applications (Joint Scheme)
New Desktop Project (Joint Scheme)
Vehicle Replacement
Divisional Estates' Strategy
Air Conditioning
POLIT and DFT Relocation
Former Section House Scheme

Apr	May	Jun	Jul	Aug	Sep	Oct	Jan	Feb	Mar
£000's	£000's	£000's	£000's	£000's	£000's	£000's	£000's	£000's	£000's
-	35,703	52,460	69,947	86,221	119,593	#####	#####	186,190	203,552
-	(4,690)	(4,031)	(6,041)	(7,039)	(7,481)	(7,472)	(6,681)	(3,537)	(22)
0.00%	-13.14%	-7.68%	-8.64%	-8.16%	-6.26%	-6.25%	-3.94%	-1.90%	-0.01%
	200,739	203,552	203,552	203,552	203,552	203,552	203,552	203,552	203,552
	(2,813)	(2,779)	(620)	(588)	(1,683)	(2,076)	(164)	(168)	- 22
	-1.40%	-1.37%	-0.30%	-0.29%	-0.83%	-1.02%	-0.08%	-0.08%	-0.01%

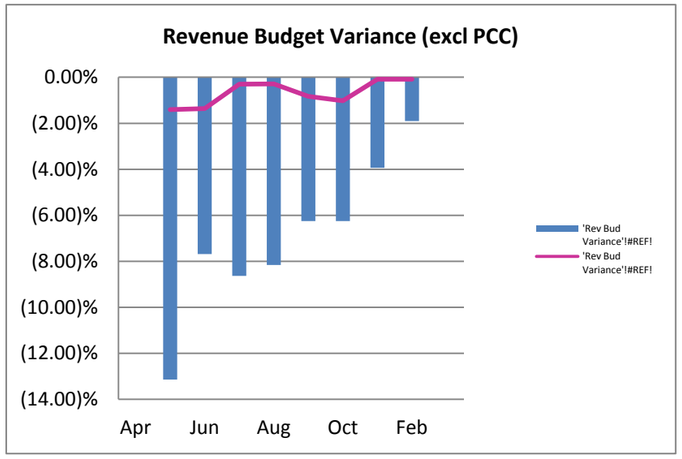

m7

Apr		May	Jun	Jul	Aug	Sep	Oct
£000's		£000's	£000's	£000's	£000's	£000's	£000's
-		35,703	52,460	69,947	86,221	119,593	119,593
-		-4,690	-4,031	-6,041	-7,039	-7,481	-7,472
	0.00%	-13.14%	-7.68%	-8.64%	-8.16%	-6.26%	-6.25%
		200,739	203,552	203,552	203,552	203,552	203,552
		-2,813	-2,779	-620	-588	-1,683	-2,076
		-1.40%	-1.37%	-0.30%	-0.29%	-0.83%	-1.02%

This page is intentionally left blank